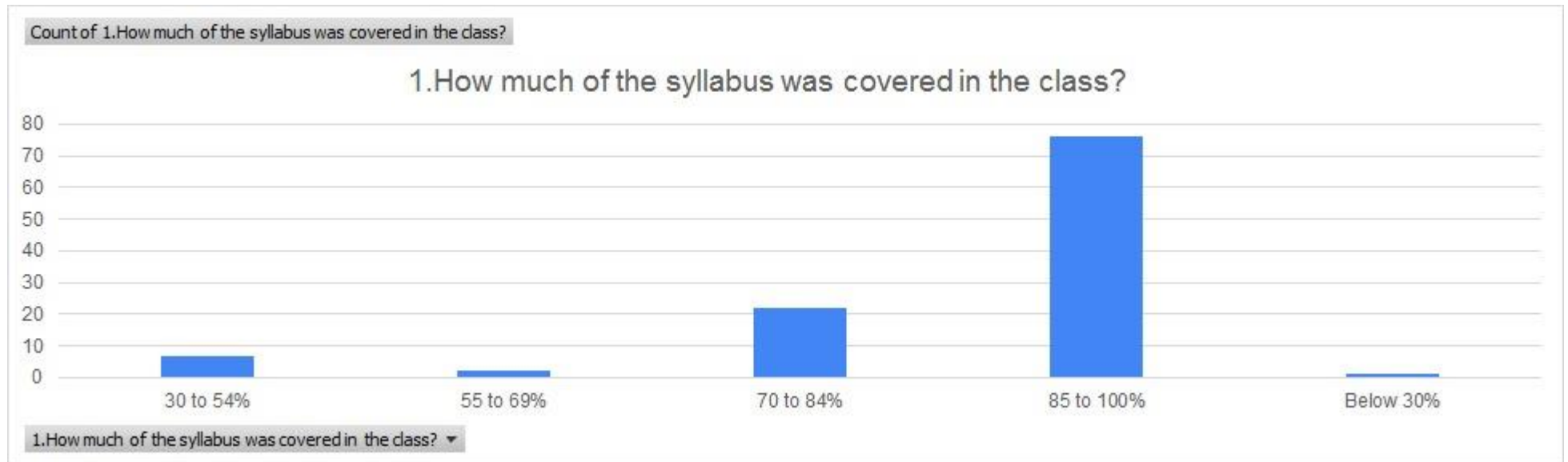
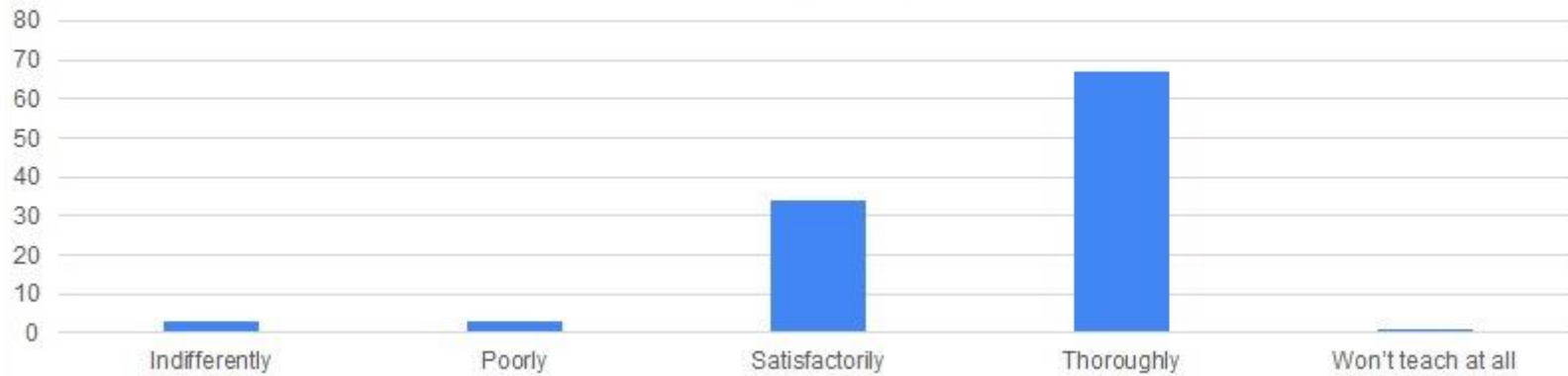


1.Student Satisfaction Survey 2018-19



Count of How well did the teachers prepare for the classes?

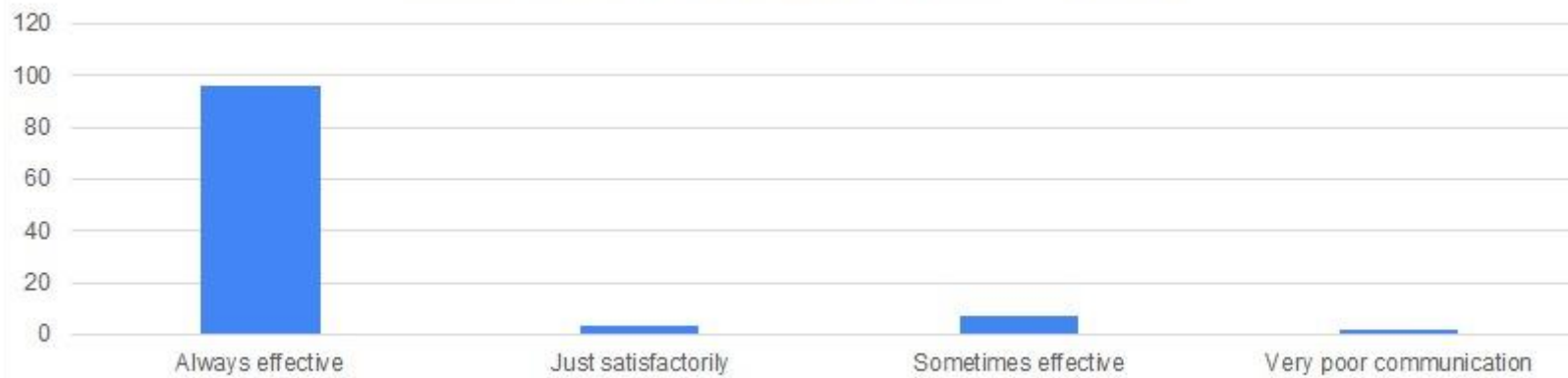
2.How well did the teachers prepare for the class.?



How well did the teachers prepare for the classes? ▾

Count of 3.How well were the teachers able to communicate?

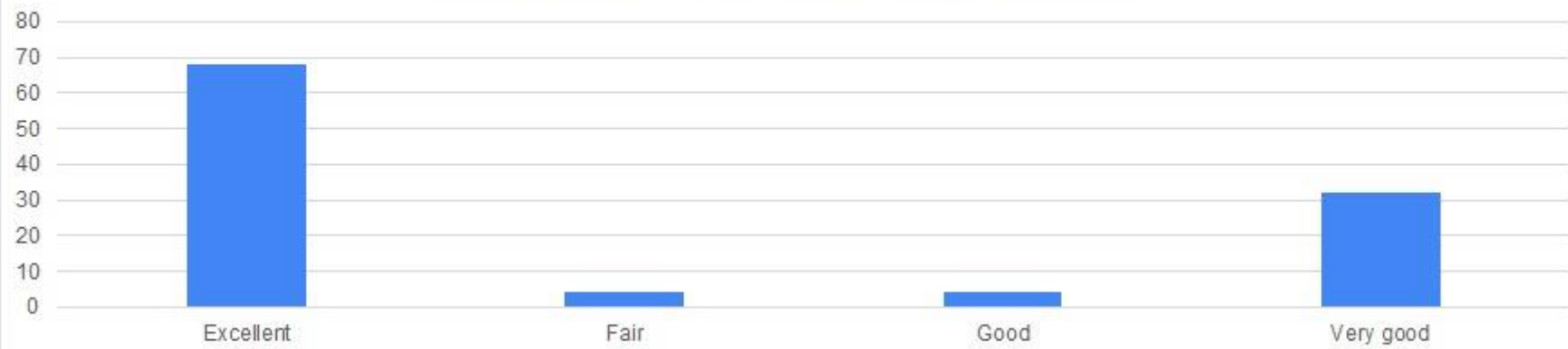
3.How well were teachers able to communicate?



3.How well were the teachers able to communicate? ▾

Count of 4.The teacher's approach to teaching can best be described as

4.How well were teachers able to communicate?



4.The teacher's approach to teaching can best be described as ▾

Count of 5.Fairness of the internal evaluation process by the teachers.

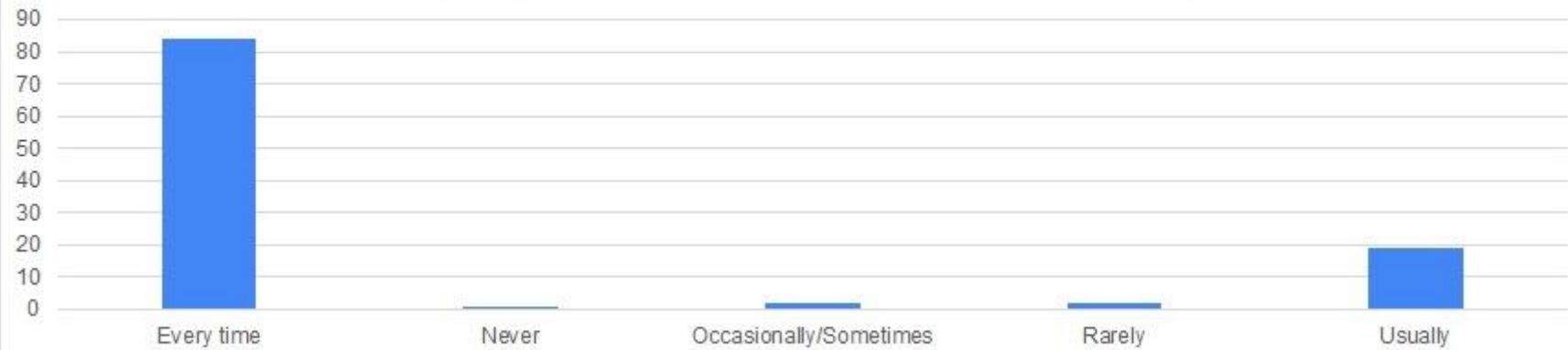
5.Fairness of the internal evaluation process by the teachers.?



5.Fairness of the internal evaluation process by the teachers. ▾

Count of 6.Was your performance in assignments discussed with you?

6.Was your performance in assignments discussed with you?



6.Was your performance in assignments discussed with you? ▾

Count of 7.The institute takes active interest in promoting internship, student exchange, field visit opportunities for students.

7.The institute takes active interest in promoting internship, student exchange, field visit opportunities for students.?



7.The institute takes active interest in promoting internship, student exchange, field visit opportunities for students. ▾

Count of 8.The teaching and mentoring process in your institution facilitates you in cognitive, social and emotional growth.

8.The teaching and mentoring process in your institution facilitates you in cognitive, social and emotional growth.



8.The teaching and mentoring process in your institution facilitates you in cognitive, social and emotional growth. ▾

Count of 9. The institution provides multiple opportunities to learn and grow.

9. The institution provides multiple opportunities to learn and grow?



9. The institution provides multiple opportunities to learn and grow. ▾

Count of 10. Teachers inform you about your expected competencies, course outcomes and programme outcomes.

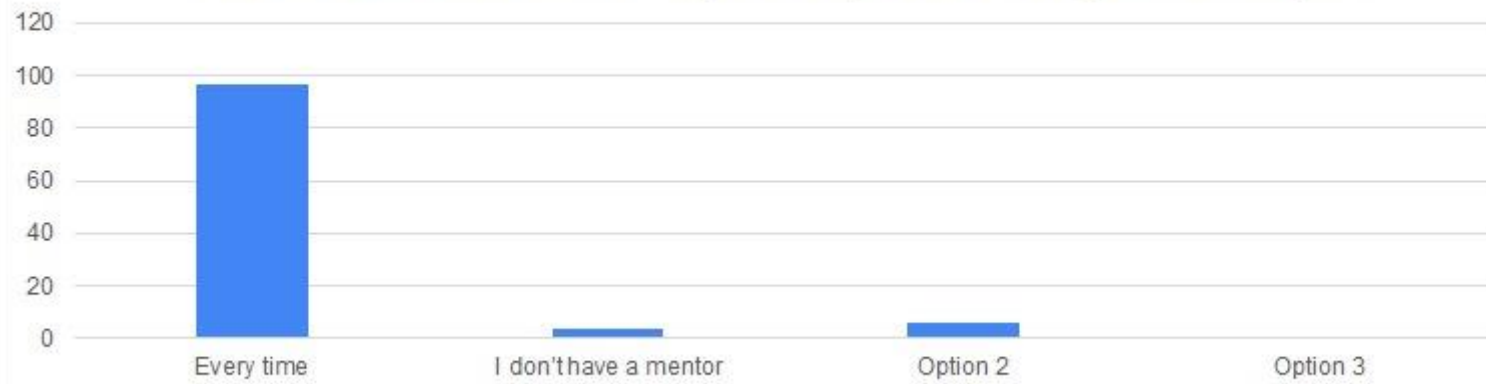
10. Teachers inform you about your expected competencies, course outcomes and programme outcomes?



10. Teachers inform you about your expected competencies, course outcomes and programme outcomes. ▾

Count of 11. Your mentor does a necessary follow-up with an assigned task to you.

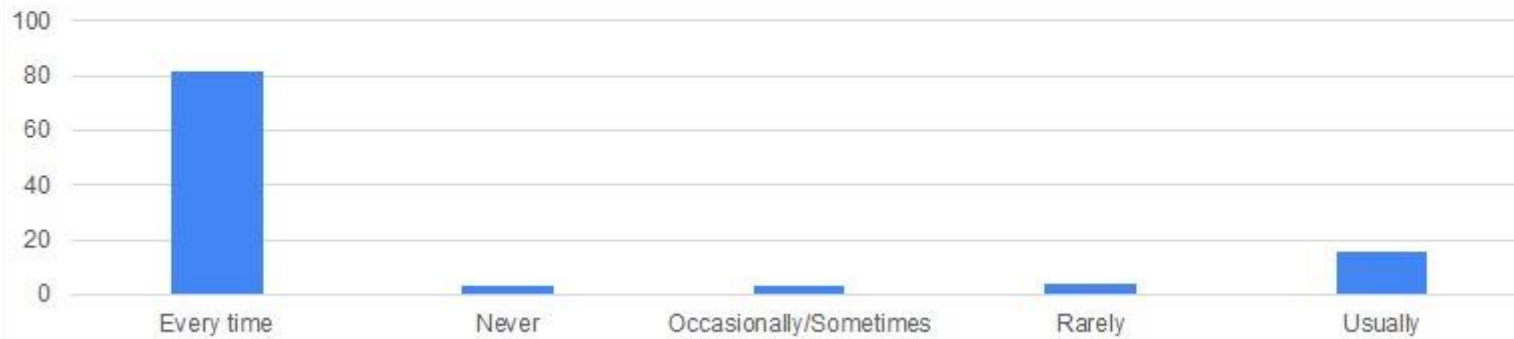
11. Your mentor does a necessary follow-up with an assigned task to you.



11. Your mentor does a necessary follow-up with an assigned task to you. ▼

Count of 12. The teachers illustrate the concepts through examples and applications.

12. The teachers illustrate the concepts through examples and applications..



12. The teachers illustrate the concepts through examples and applications. ▾

Count of 13. The teachers identify your strengths and encourage you with providing right level of challenges.

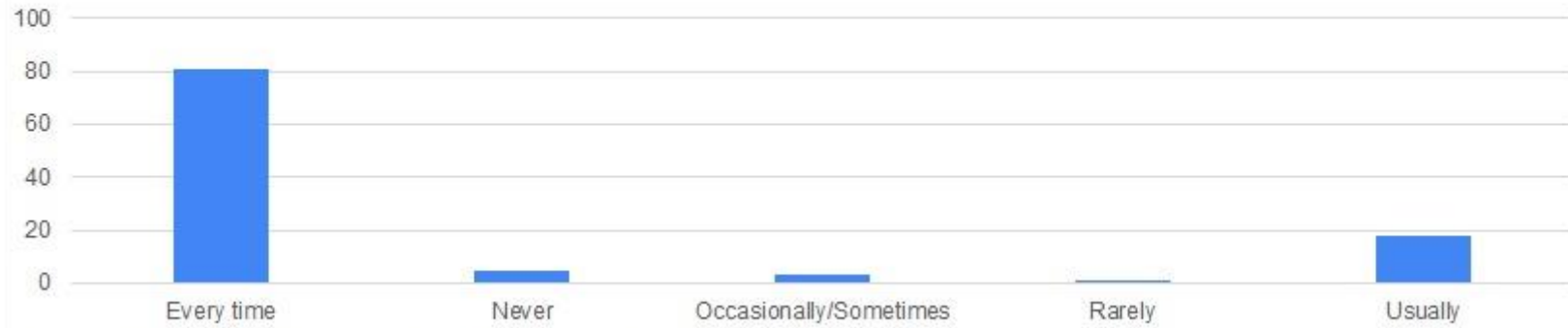
13. The teachers identify your strengths and encourage you with providing right level of challenges..



13. The teachers identify your strengths and encourage you with providing right level of challenges. ▾

Count of 14. Teachers are able to identify your weaknesses and help you to overcome them.

14. Teachers are able to identify your weaknesses and help you to overcome them.



14. Teachers are able to identify your weaknesses and help you to overcome them. ▾

Count of 15.The institution makes effort to engage students in the monitoring, review and continuous quality improvement of the teaching learning process

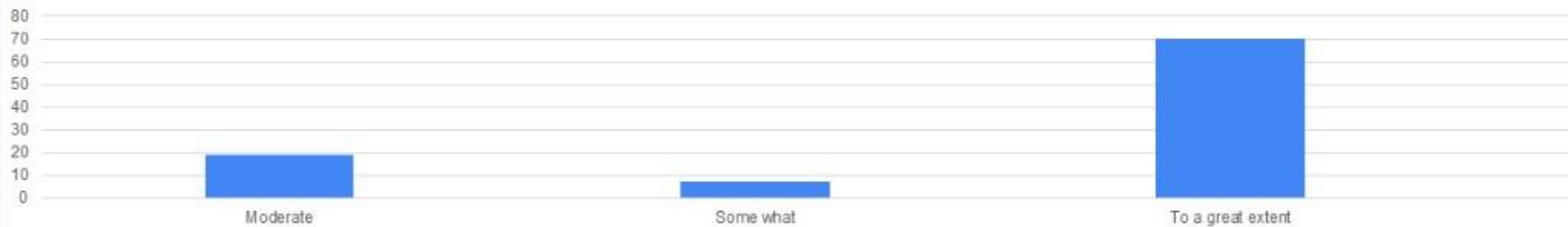
15.The institution makes effort to engage students in the monitoring, review and continuous quality improvement of the teaching learning process.



15.The institution makes effort to engage students in the monitoring, review and continuous quality improvement of the teaching learning process ▾

Count of 16.The institute/ teachers use student centric methods, such as experiential learning, participative learning and problem solving methodologies for enhancing learning experiences.

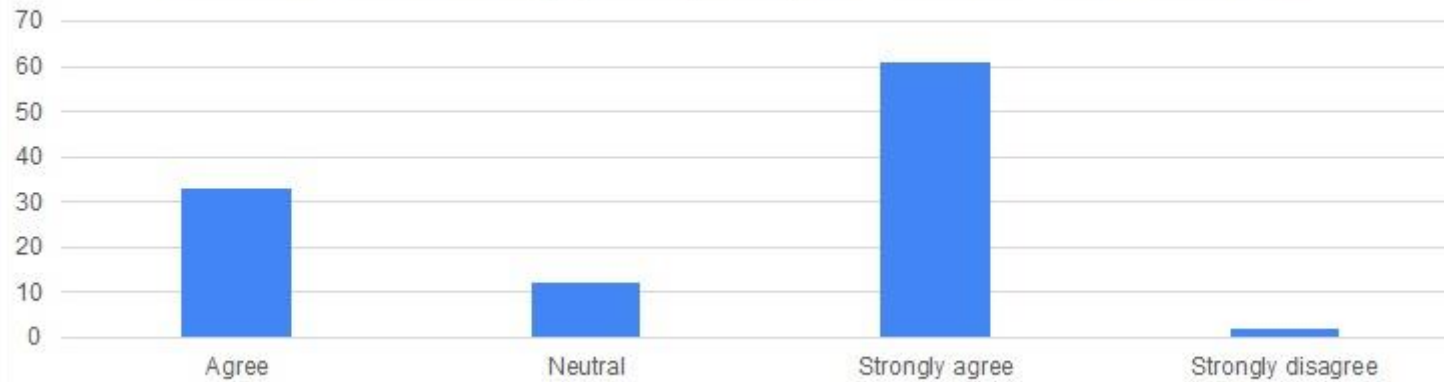
16.The institute/ teachers use student centric methods, such as experiential learning, participative learning and problem solving methodologies for enhancing learning experiences.



16.The institute/ teachers use student centric methods, such as experiential learning, participative learning and problem solving methodologies for enhancing learning experiences. ▾

Count of 17. Teachers encourage you to participate in extracurricular activities.

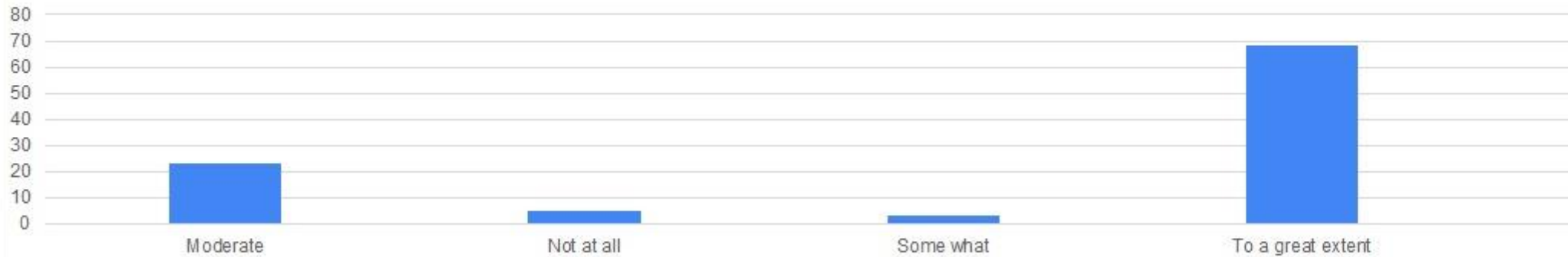
17. Teachers encourage you to participate in extracurricular activities.



17. Teachers encourage you to participate in extracurricular activities. ▾

Count of 18. Efforts are made by the institute/ teachers to inculcate soft skills, life skills and employability skills to make you ready for the world of work.

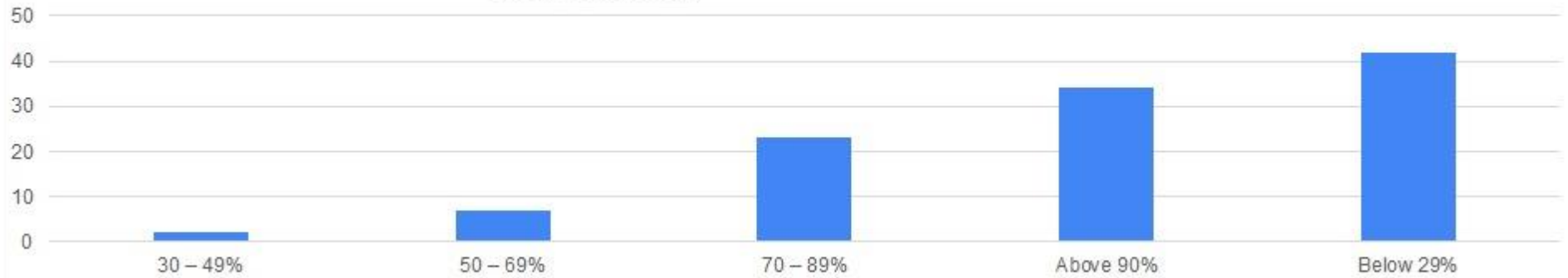
18. Efforts are made by the institute/ teachers to inculcate soft skills, life skills and employability skills to make you ready for the world of work.



18. Efforts are made by the institute/ teachers to inculcate soft skills, life skills and employability skills to make you ready for the world of work. ▾

Count of 19..What percentage of teachers use ICT tools such as LCD projector, Multimedia, etc. while teaching.

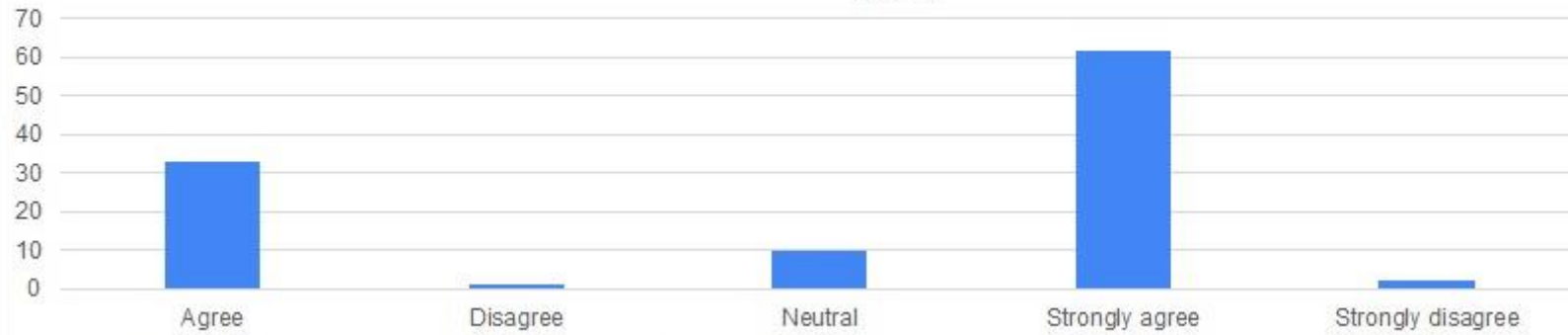
19..What percentage of teachers use ICT tools such as LCD projector, Multimedia, etc. while teaching.



19..What percentage of teachers use ICT tools such as LCD projector, Multimedia, etc. while teaching. ▼

Count of 20.The overall quality of teaching-learning process in your institute is very good.

20.The overall quality of teaching-learning process in your institute is very good.



20.The overall quality of teaching-learning process in your institute is very good. ▼